

LESSON OUTLINE

GARDEN TO TABLE: COMMUNITY WORK



VOCABULARY

Observe

Nourishment

Budget

Community Garden

Urban Garden




Rural Garden

Soil

Nursery

Cycle

ESSENTIAL SKILLS LEARNED

-  Students will understand the plant life cycle
-  Students will understand how gardens produce financial gain and nourishment.
-  Students will recognize that planning and having money to produce a budget is needed to develop a garden that will feed its community members.

ESSENTIAL STAR QUESTIONS

1. What is a community garden?
2. What are the benefits of growing your own plant financially and health wise?
3. What steps do you need to take to grow your own food?
4. Why is it important to know where food comes from?
5. What grows underground? What grows above the ground?

Essential Materials Needed:

Styrofoam cup, soil, budget sheet, lima beans, graph, sketch sheet, website, Vocabulary Cards, Venn diagram for the extension

Book: Green Green: A Community Gardening Story, Tops & Bottoms, by Janet Stevens

Substitutions: Instead of lima beans – pumpkin seeds, apple seeds, seeds found in any fruit that you eat!

PROCEDURES




Start: Introduce the concept of gardening by reading the text: Green Green : A Community Gardening Story. Discuss the illustrations and actions of the characters.

Then: Watch the video Garden to Tale: Community Work and pause for questions.

After the video: Gather a Styrofoam cup, soil, a lima bean. Fill the cup ½ full. Insert the bean. Cover the remainder with soil. Water and observe each day. Throughout the week: Make observations in a journal. Measure the growth you notice each week. Complete the growth graph.

Next: Take a trip to a Garden Nursery website. Complete the budget sheet for the pre-made community garden sample. Discuss prices with students. Develop a budget! SKETCH out your garden plans.

WRAP-UP

-  What type of plants did you learn about from the video?
-  What is the difference between a bean plant and a vegetable plant?
-  What connections can you make from your visit to the community garden and the experience you had while shopping online to form a budget for your garden?

ASSESSMENT

- Skills based data collection
- Work Sample
- Rubric
- Task analysis
- Oral Response



FUN FACTS

- 1** There are more microorganisms in one teaspoon of soil than there are people on earth!
- 2** Plants respond to sound. Talking to plants helps them to grow!

EXTENSION

1. Plan a budget to create your very own community garden. Where are you going to go to purchase your materials?
2. Survey areas around your community you think would be a good place for your community garden.
3. Who will visit your garden?
4. What other type of gardens are there: Compare them to a community garden. Use the Venn Diagram!

RESOURCES

The Community Garden: https://www.youtube.com/watch?v=_EXcaARNHoM

Articles for children: www.learn.eartheasy.com